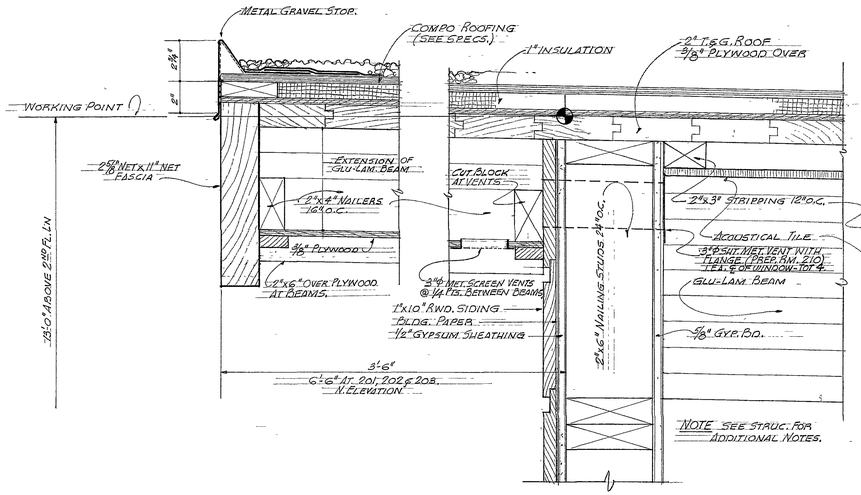

EAVE OVERHANG-NORTH WALL CLASSROOM WING (1)
3"=1'-0"

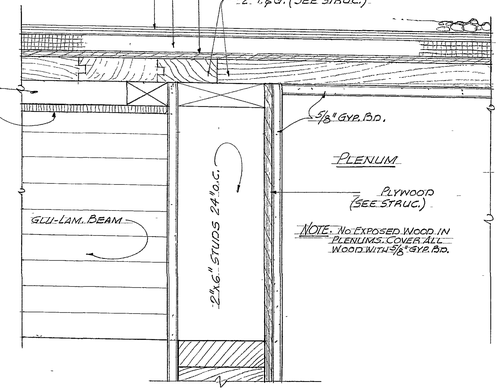

2ND FL. PLENUM AT ROOF-CLASSROOM WING (2)
3"=1'-0"

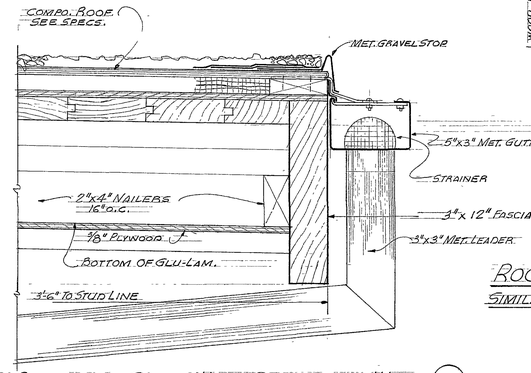

EAVE OVERHANG-SOUTH WALL CLASSROOM WING (3)
3"=1'-0"

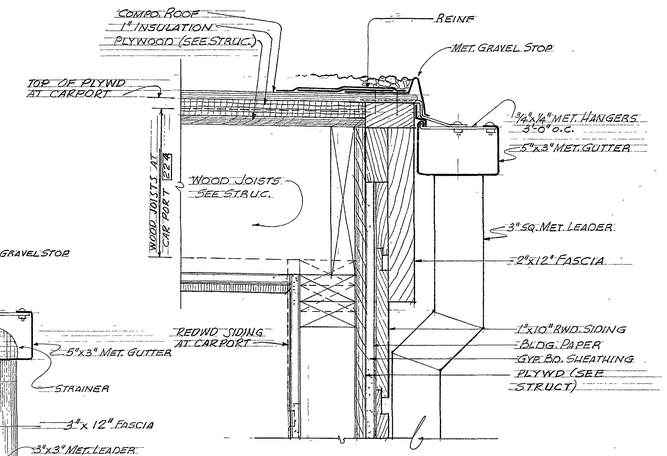

ROOF EDGE-SOUTH WALL LOCKER ROOM (4)
SIMILAR-S. WALL, CARPORT & E. WALL, FUMIGATION
3"=1'-0"

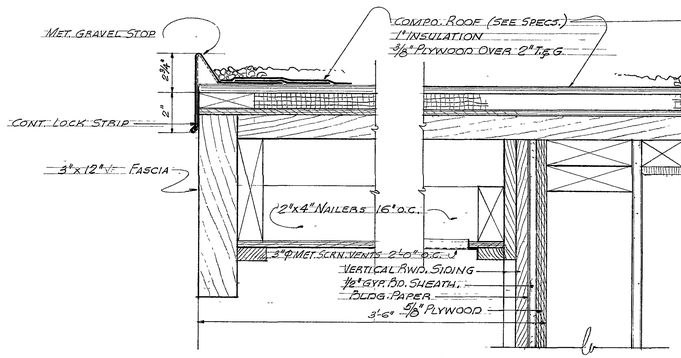

EAVE OVERHANG-WEST WALL CLASSROOM WING (5)
3"=1'-0"

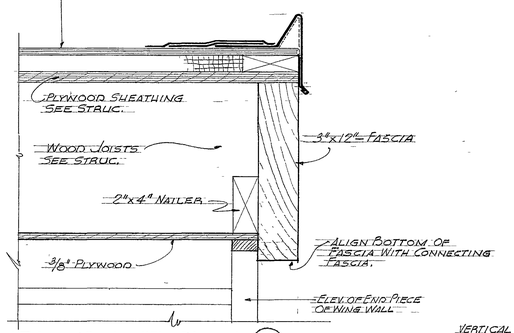

AT EAST LOADING DOCK (6)
3"=1'-0"

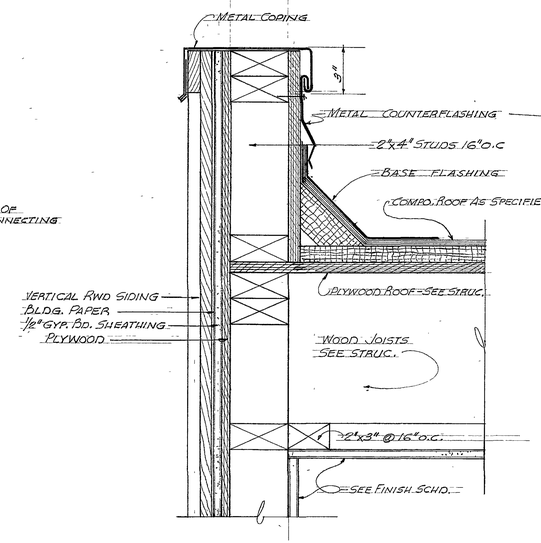

PARAPET-NORTH WALL, PREP. RM. 229 (7)
3"=1'-0"

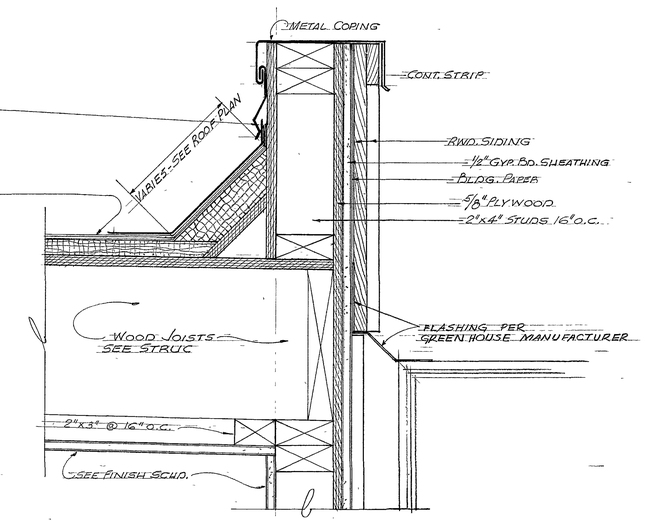

PARAPET-EAST WALL, PREP. RM. 229 AT GREENHOUSE (8)
3"=1'-0"

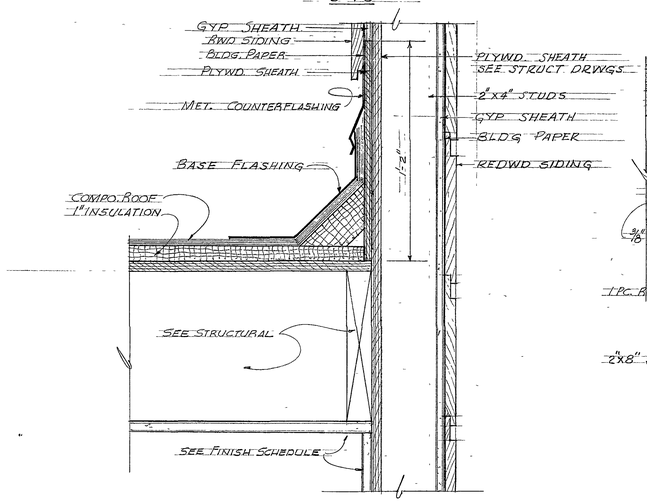

DETAIL-ROOF AT WALL (9)
(GAS 226-CARPORT 224)
3"=1'-0"

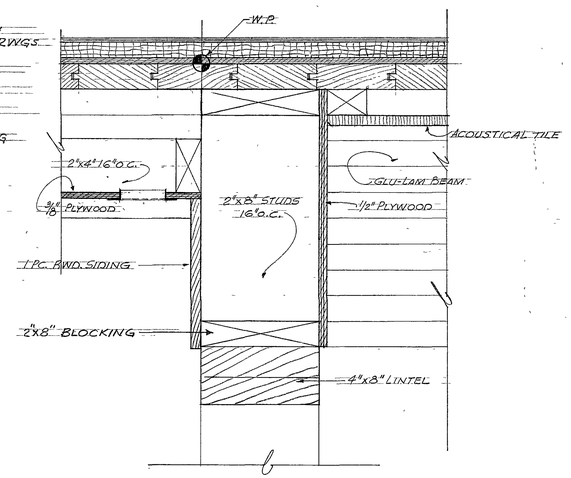

LINTEL AT ENTRY Nº 1 (10)
STAIR-HALL 201
3"=1'-0"

005_D1_Exterior_Details_1961-01-13

MICROFILMED AS BUILT

THIS DRAWING IS HEREBY ACKNOWLEDGED TO BE PART OF THE PLANS REFERRED TO IN MY CONTRACT WITH THE STATE DEPARTMENT OF PUBLIC WORKS, DIVISION OF ARCHITECTURE.

DATE [redacted]

CONTRACTOR [redacted]

STATE OF CALIFORNIA
DEPARTMENT OF PUBLIC WORKS
DIVISION OF ARCHITECTURE
SACRAMENTO

E. W. Hamilton
DEPUTY CHIEF ARCHITECTURE AND ENGINEERING

DESIGNED FRALICK	CHECKED B FREDERICK	SHEET TITLE EXTERIOR DETAILS
JOB CAPT. R.W. DOSEY	DATE 7-28-61	PROJECT FORESTRY BUILDING
DRAWN MK-HC	W.O. 450462646	INSTITUTION HUMBOLDT STATE COLLEGE
TRACED MK-HC	ASST. DEPUTY ARCHITECT	LOCATION ARCATA

SHEET D-1 OF 6

FILE 8-L-5

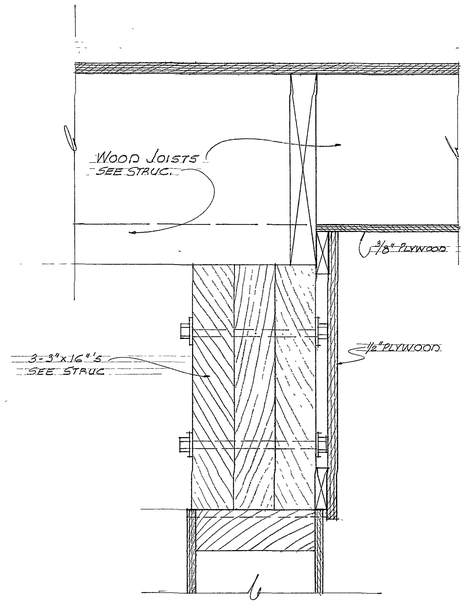

LINTEL - ABOVE COL. AT CENTER

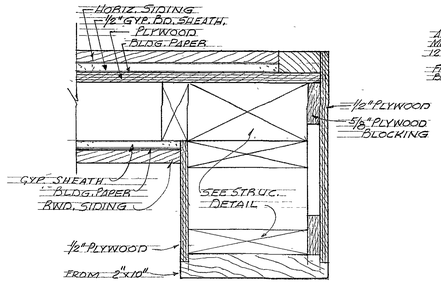

WEST JAMB 1A

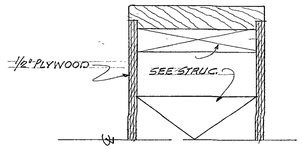

AT CENTER - ONE-HALF SHOWN 1B

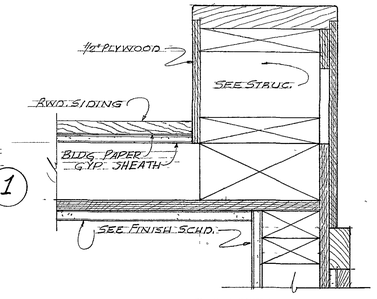

EAST JAMB 1C

DETAILS - NORTH WALL OF CARPORT 1

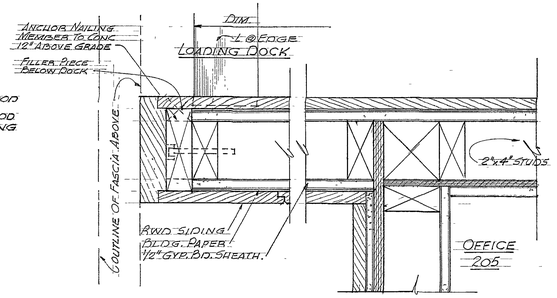

WING WALL AT LOADING DOCK 2

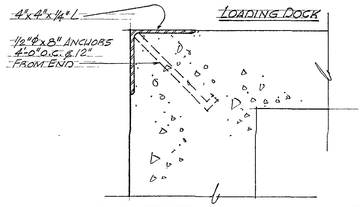

ANGLE EDGE @ LOADING DOCK
3"=1'-0" 3

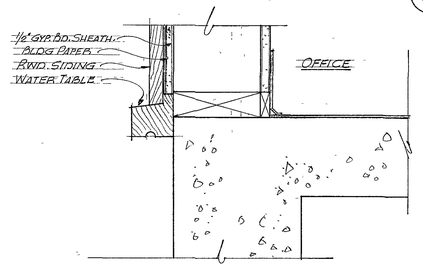

DETAIL - SIDING AT FLOOR LINE - N. WALL, OFFICES 4

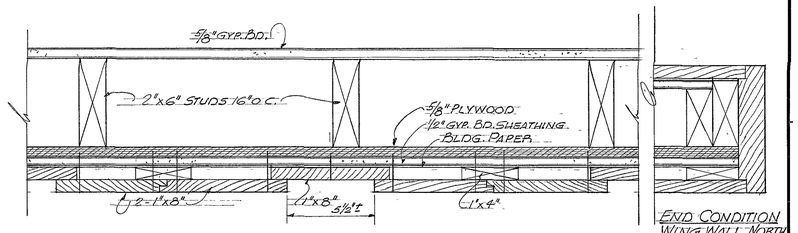

PLAN SECTION - VERTICAL SIDING, WEST WALL, CLASSROOM WING 5 5A
(N. & E. WALLS PREP. P.M. 229 SIM.)
3"=1'-0"

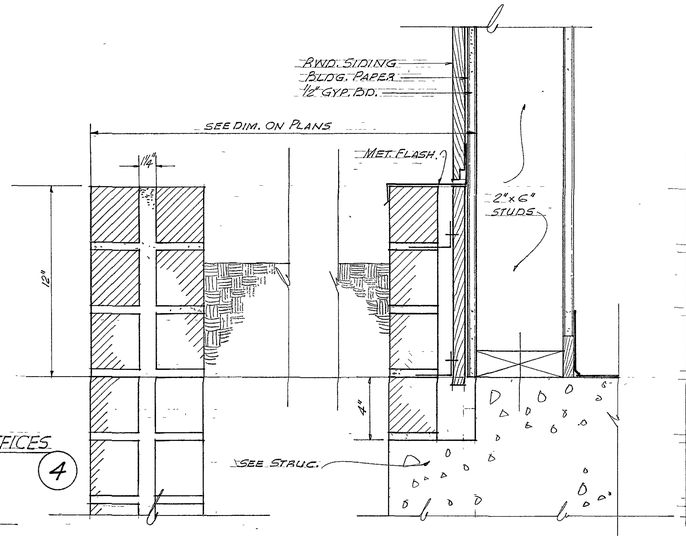

AT SIDEWALK

AT BUILDING

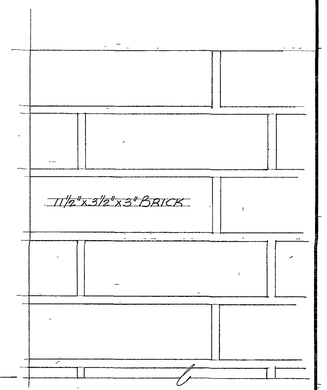

COURSING PATTERN

DETAILS - BRICK PLANTER, NORTH WALL, CLASSROOM WING
3"=1'-0" 6

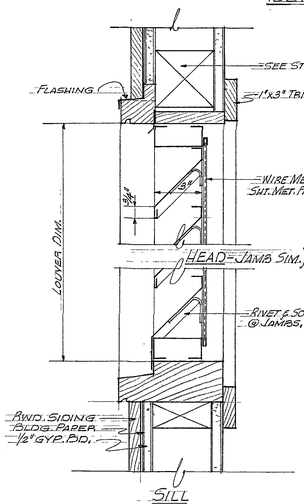

METAL LOUVER IN WOOD FRAME WALL
3"=1'-0" 7

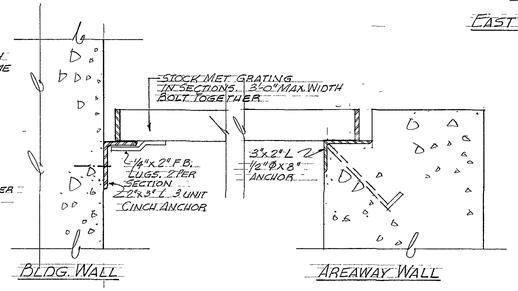

METAL GRATE OVER AREAWAY
3"=1'-0" 8

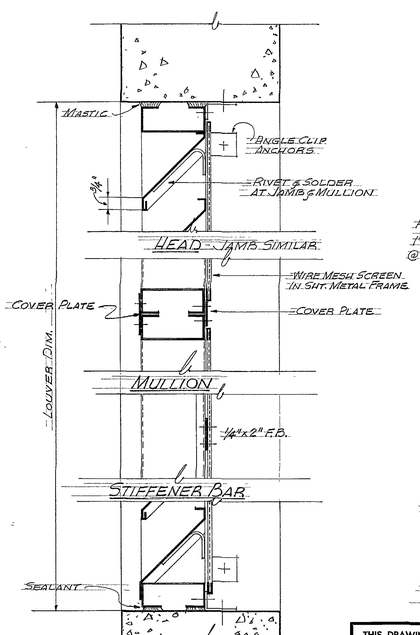

METAL LOUVER IN CONC. WALL
3"=1'-0" 10

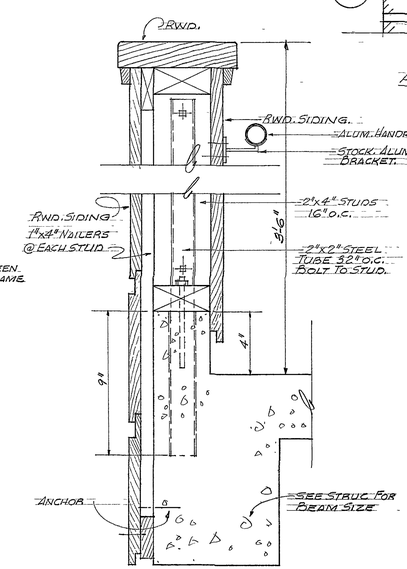

BALUSTER AT STAIR Nº 3 11
3"=1'-0"

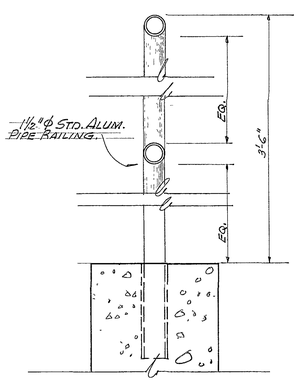

TYP. EXT. ALUM. RAILING 12

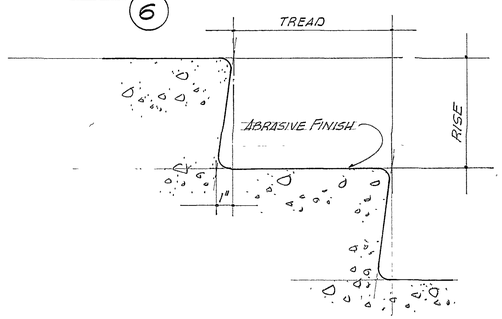

TYPICAL EXTERIOR CONC. STAIR
3"=1'-0" 13

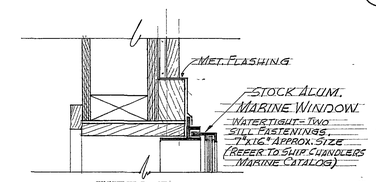

VENT PORT
FUMIGATION ROOM 225
3"=1'-0" 14

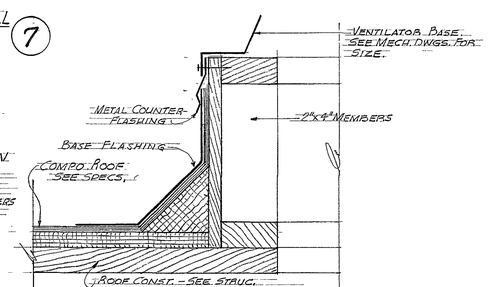

VENTILATOR CURB AT ROOF
3"=1'-0" 9

005_D2_Exterior_Details_1961-01-12

MICROFILMED AS BUILT

THIS DRAWING IS HEREBY ACKNOWLEDGED TO BE PART OF THE PLANS REFERRED TO IN MY CONTRACT WITH THE STATE DEPARTMENT OF PUBLIC WORKS, DIVISION OF ARCHITECTURE.

DATE [redacted]

CONTRACTOR [redacted]

STATE OF CALIFORNIA
DEPARTMENT OF PUBLIC WORKS
DIVISION OF ARCHITECTURE
SACRAMENTO

BY R. W. Hampton DEPUTY CHIEF, ARCHITECTURE AND ENGINEERING

DESIGNED FRALICK	CHECKED FREDERICKS
JOB CAPT. KOLODZEY	DATE 7-13-61
DRAWN MK	W.O. 4306GG46
TRACED MK	ASST. STATE ARCHITECT

SHEET TITLE EXTERIOR DETAILS
PROJECT FORESTRY BUILDING
INSTITUTION HUMBOLDT STATE COLLEGE
LOCATION ARCATA

SHEET D-2 OF 6
FILE 8-L-5

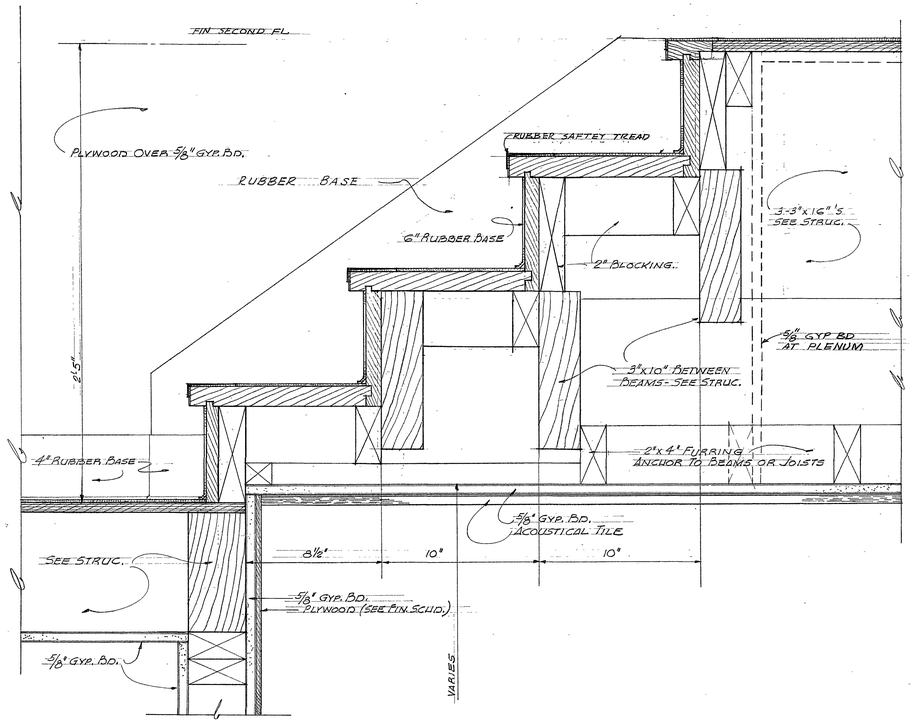

SECTION THRU STAIR AT STAIR HALL 201 & LANDING 202 (1)
3"=1'-0"

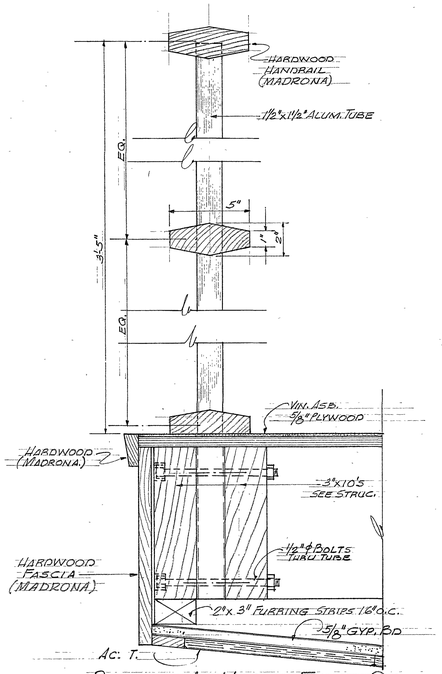

RAILING AT NORTH EDGE OF STAIR HALL 201 (2)
3"=1'-0"

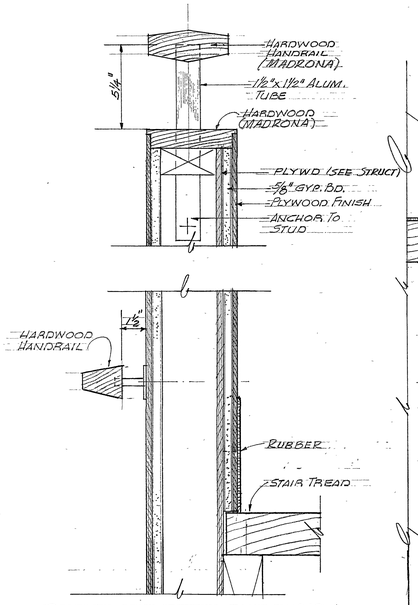

DIVIDER WALL - STAIR No 1 (3)
3"=1'-0"

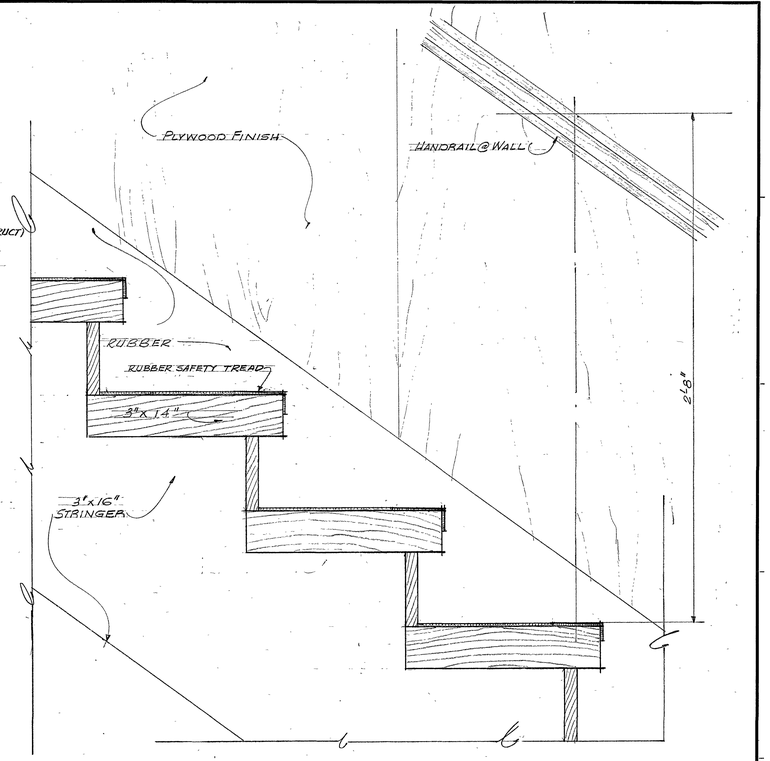

RISER & TREADS - STAIR No 1 (4)
3"=1'-0"

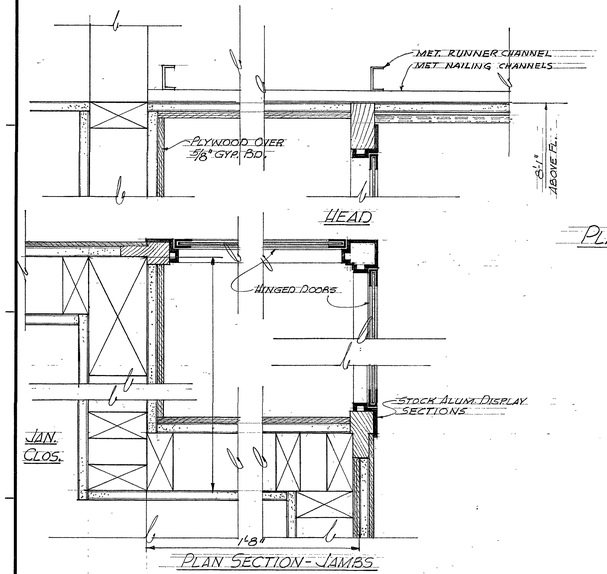

PLAN SECTION - JAMBS

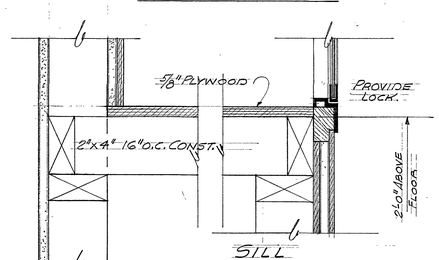

DISPLAY CASE - LOBBY 101 (5)
3"=1'-0"

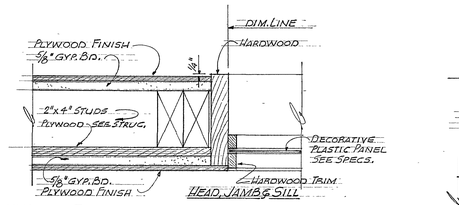

PLASTIC PANELS - WEST WALL LOBBY 101 (6)
3"=1'-0"

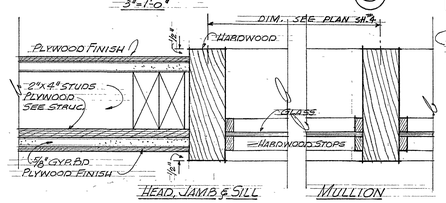

GLASS PANELS - EAST WALL STAIR HALL 201 (7)
3"=1'-0"

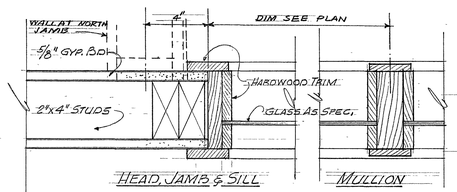

TYPICAL INTERIOR WINDOW (8)
3"=1'-0"

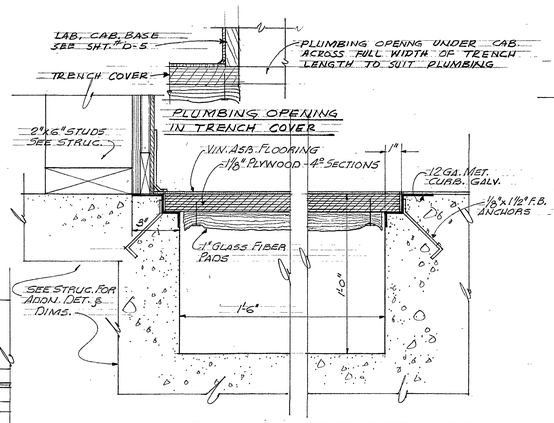

TRENCH COVER - FIRST FL. PIPE TRENCH (9)
3"=1'-0"

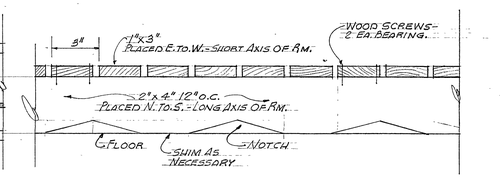

DUCK BOARD FLOOR - FUMIGATION RM. 225 (10)
3"=1'-0"

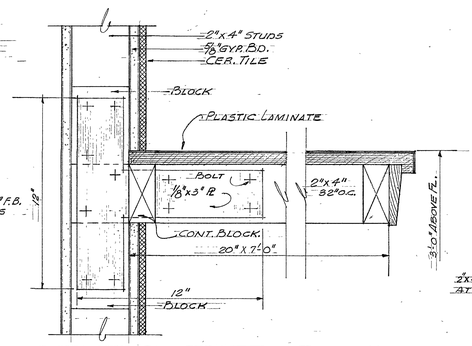

MAKE-UP SHELF - WOMENS TOILET, 117 (11)
3"=1'-0" C.O. #14

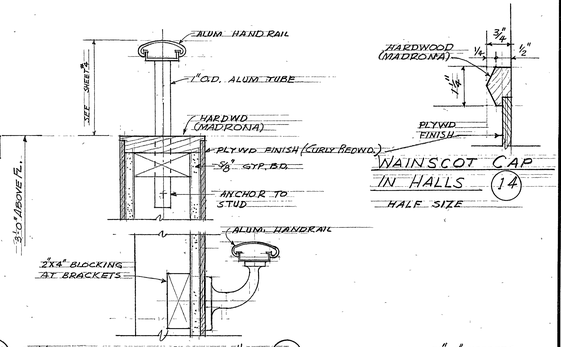

HAND RAIL STAIR # 2 (13)
3"=1'-0"

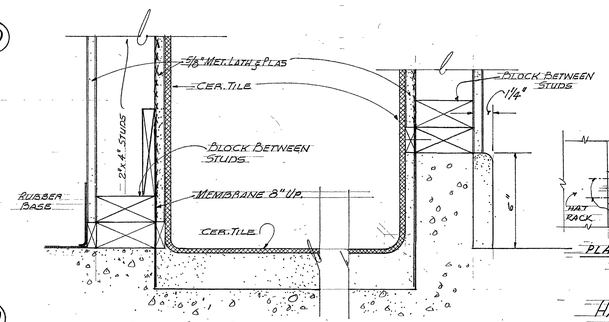

TYPICAL BASE DETAILS (12)
3"=1'-0"

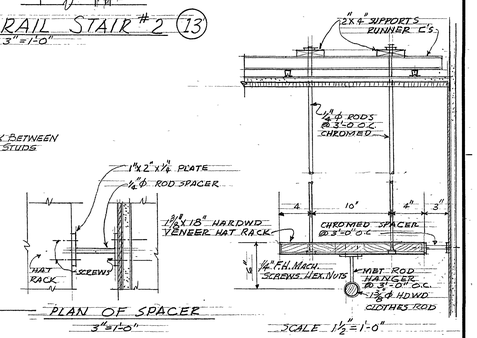

PLAN OF SPACER
3"=1'-0"

HAT RACK & CLOTHES ROD (15)

005_D3_Interior_Details_1961-01-13

MICROFILMED AS BUILT

THIS DRAWING IS HEREBY ACKNOWLEDGED TO BE PART OF THE PLANS REFERRED TO IN MY CONTRACT WITH THE STATE DEPARTMENT OF PUBLIC WORKS, DIVISION OF ARCHITECTURE.

DATE [redacted]

CONTRACTOR [redacted]

STATE OF CALIFORNIA
DEPARTMENT OF PUBLIC WORKS
DIVISION OF ARCHITECTURE
SACRAMENTO

BY R. W. Hampton DEPUTY CHIEF, ARCHITECTURE AND ENGINEERING

DESIGNED FRALICK	CHECKED FREDERICKS	SHEET TITLE INTERIOR DETAILS	SHEET D-3
JOB CAPT. KOLODZEY	DATE 1-13-61	PROJECT FORESTRY BUILDING	OF 6
DRAWN M.K.	W. O. 430-GC-46	INSTITUTION HUMBOLDT STATE COLLEGE	
TRACED M.K.	ASST. STATE ARCHITECT	LOCATION ARCATA	FILE 8-L-5

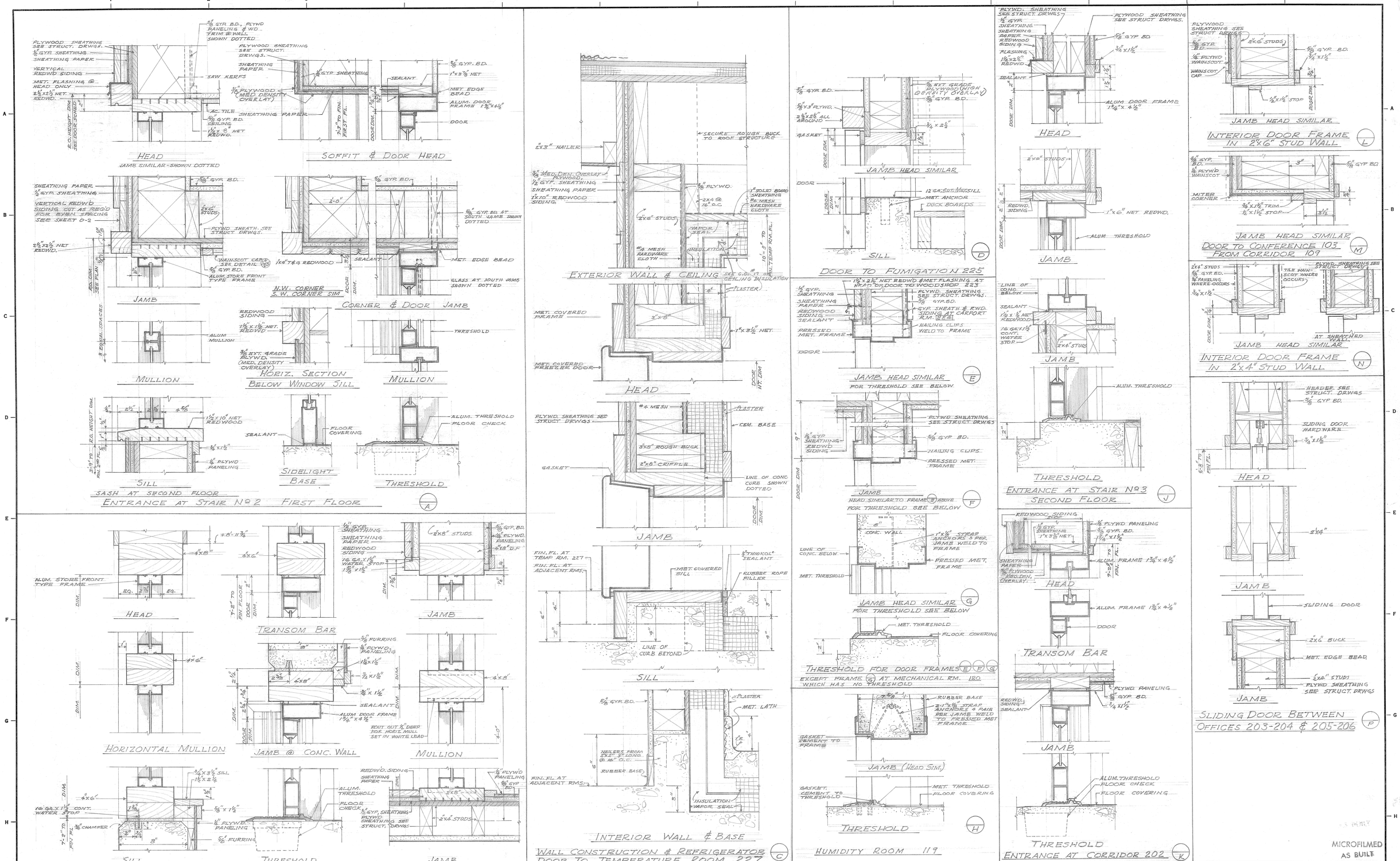

MICROFILMED AS BUILT

THIS DRAWING IS HEREBY ACKNOWLEDGED TO BE PART OF THE PLANS REFERRED TO IN MY CONTRACT WITH THE STATE DEPARTMENT OF PUBLIC WORKS, DIVISION OF ARCHITECTURE.

DATE [redacted]

CONTRACTOR [redacted]

STATE OF CALIFORNIA
DEPARTMENT OF PUBLIC WORKS
DIVISION OF ARCHITECTURE
SACRAMENTO

BY E. W. Hampton DEPUTY CHIEF, ARCHITECTURE AND ENGINEERING

DESIGNED FRALICK	CHECKED FREDERICKS	SHEET TITLE DOOR DETAILS
JOB CAPT. KOLODZEY	DATE 1-13-61	PROJECT FORESTRY BUILDING
DRAWN H.C.	W.O. 4304 GC.46	INSTITUTION HUMBOLDT STATE COLLEGE
TRACED H.C.	REF. ARCHITECT	LOCATION ARCATA

SHEET D-4 OF 6

FILE 8-L-5

28 X 42

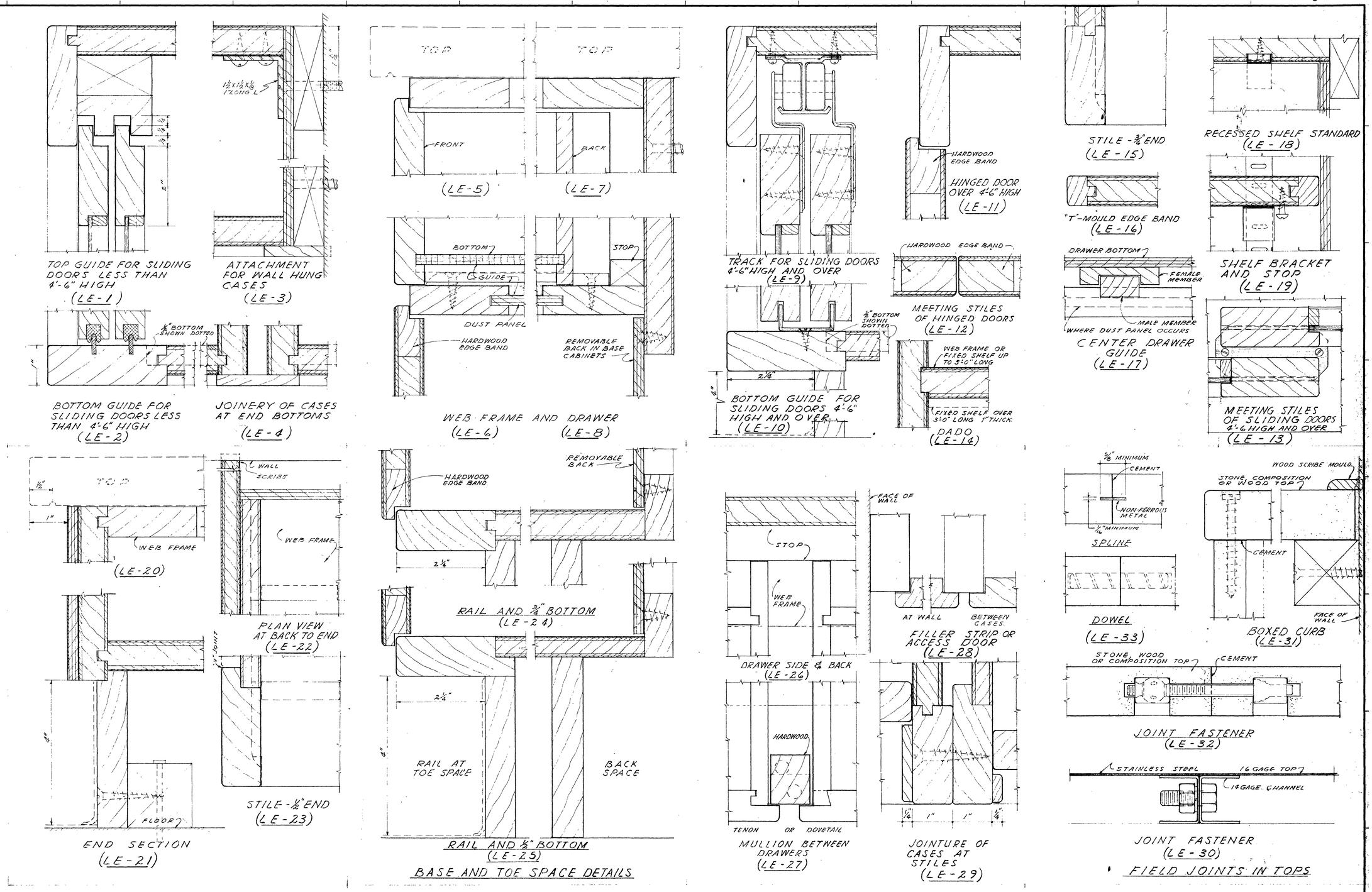

MICROFILMED AS BUILT

LABORATORY EQUIPMENT

005_D5_Standards_Details_1961-01-13

THIS DRAWING IS HEREBY ACKNOWLEDGED TO BE PART OF THE PLANS REFERRED TO IN MY CONTRACT WITH THE STATE DEPARTMENT OF PUBLIC WORKS, DIVISION OF ARCHITECTURE.

DATE [redacted]

CONTRACTOR [redacted]

STATE OF CALIFORNIA
DEPARTMENT OF PUBLIC WORKS
DIVISION OF ARCHITECTURE
SACRAMENTO

BY E. W. Hampton — DEPUTY CHIEF, ARCHITECTURE AND ENGINEERING

DESIGNED FRALICK	CHECKED FREDERICKS	SHEET TITLE	STANDARD DETAILS
JOB CAPT. KOLODZIEY	DATE 1-28-61	PROJECT	FORESTRY BUILDING
DRAWN TIDWELL	REVISED	INSTITUTION	HUMBOLDT STATE COLLEGE
TRACED TIDWELL	W.O. 4304 GC-46	LOCATION	ARCATA

SHEET D5 OF 6

FILE 8-L-5

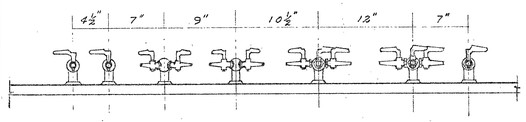

FIXTURES ON TOPS OR CURBS

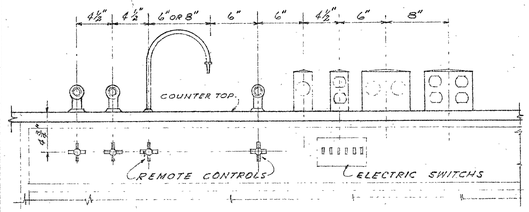

FIXTURES ON TOPS AND REMOTE CONTROL PANEL

MINIMUM SPACINGS FOR SERVICE FIXTURES

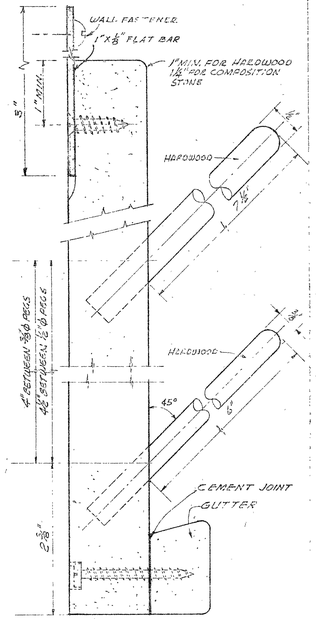

PEG BOARD DETAILS
(LE-54)

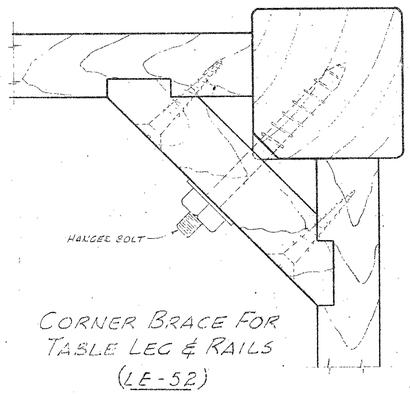

CORNER BRACE FOR TABLE LEG & RAILS
(LE-52)

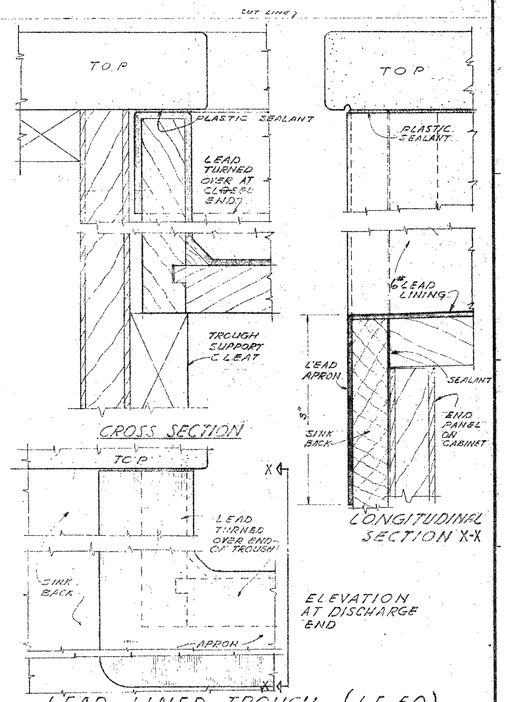

CROSS SECTION

LONGITUDINAL SECTION X-X

ELEVATION AT DISCHARGE END

LEAD LINED TROUGH (LE-50)

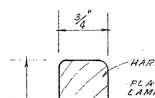

REAGENT SHELF
(LE-56)

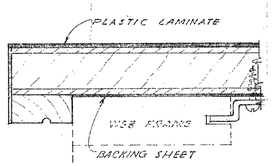

PLASTIC LAMINATE TOP AND FASTENER
(LE-57)

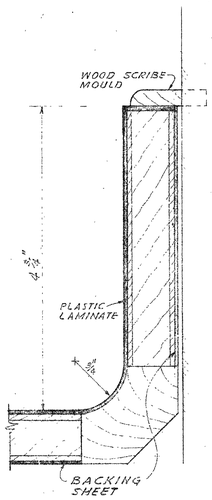

COVED PLASTIC LAMINATE BACK SPLASH
(LE-58)

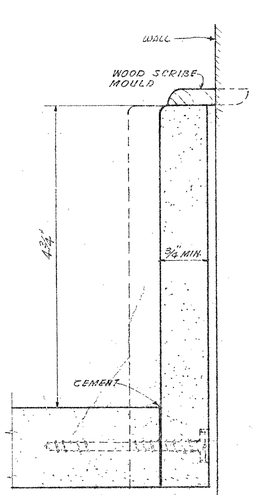

COMPOSITION STONE BACK SPLASH
(LE-55)

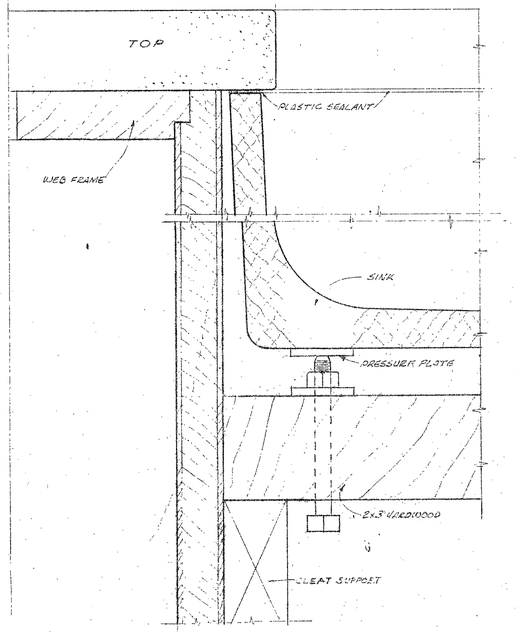

SINK SUPPORT
(LE-53)

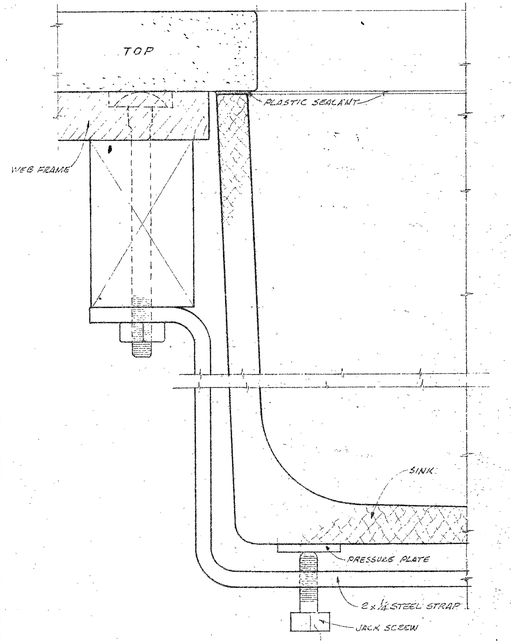

SINK SUPPORT
(LE-51)

MICROFILMED AS BUILT

LABORATORY EQUIPMENT

005_D6_Standards_Details_1961-01-13

THIS DRAWING IS HEREBY ACKNOWLEDGED TO BE PART OF THE PLANS REFERRED TO IN MY CONTRACT WITH THE STATE DEPARTMENT OF PUBLIC WORKS, DIVISION OF ARCHITECTURE.

DATE [redacted]

CONTRACTOR [redacted]

STATE OF CALIFORNIA
DEPARTMENT OF PUBLIC WORKS
DIVISION OF ARCHITECTURE
SACRAMENTO

BY E.W. Hampton DEPUTY CHIEF, ARCHITECTURE AND ENGINEERING

DESIGNED FRALICK	CHECKED FREDERICKS	SHEET TITLE	STANDARD DETAILS
JOB CAPT. KOLODZEY	DATE 1-13-61	PROJECT	FORESTRY BUILDING
DRAWN	REVISED	INSTITUTION	HUMBOLDT STATE COLLEGE
TRACED	W.O. #3041C-46	LOCATION	ARCATA

SHEET D-6 OF 6

FILE 8-L-5